

NX60T8751SS

SAMSUNG

Samsung Flex Duo™ Front Control Slide-in Gas Range with Smart Dial & Air Fry

Upgrade #2 Appliances
Option Code APL0402

6.0 cu. ft. Capacity



Signature Features

Smart Dial

- The new Smart Dial simplifies oven settings in a single dial and intuitively learns based on your cooking preferences.

Air Fry

- Cooking just got healthier* with new Air Fry mode. Using little to no oil, you can quickly prepare your favorite fried foods right in your oven. Air Fry tray included.

*As compared to deep frying.

Flex Duo™

- The Flex Duo™ range is for the ultimate multi-tasker who wants to be efficient in the kitchen. Use the full oven, or split it into two separate smaller ovens to suit your needs.

Available Colors



Fingerprint Resistant
Stainless Steel (shown)



Fingerprint Resistant
Black Stainless Steel



Smart Dial



Air Fry

Features

- Smart Dial
- Air Fry, Tray Included
- Flex Duo™
- Convection
- Illuminated Knobs
- Fingerprint Resistant Finish
- Reversible Cast-Iron Griddle
- Large Oven Capacity – 6.0 cu. ft.
- Ready2Fit™ Guarantee
- Temperature Probe
- Gliding Rack
- Soft Close Door
- Wok Ring
- Storage Drawer

- Flexible Cooktop:
 - Right Front: 23K BTU Dual Ring Brass Power Burner
 - Left Front: 16K BTU
 - Right Rear: 5K BTU
 - Left Rear: 9.5K BTU
 - Center (Oval): 10K BTU

Convenience

- Wi-Fi Connectivity
- Voice-Enabled
- Convection Auto Conversion
- Self Clean
- Child Safety Lock
- Delay Start
- Auto Oven Light
- Kitchen Timer
- Sabbath Mode

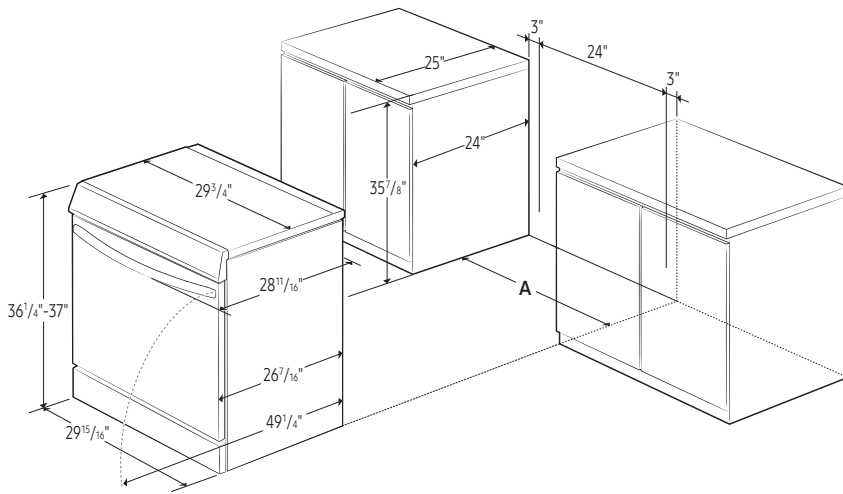


NX60T8751SS

SAMSUNG

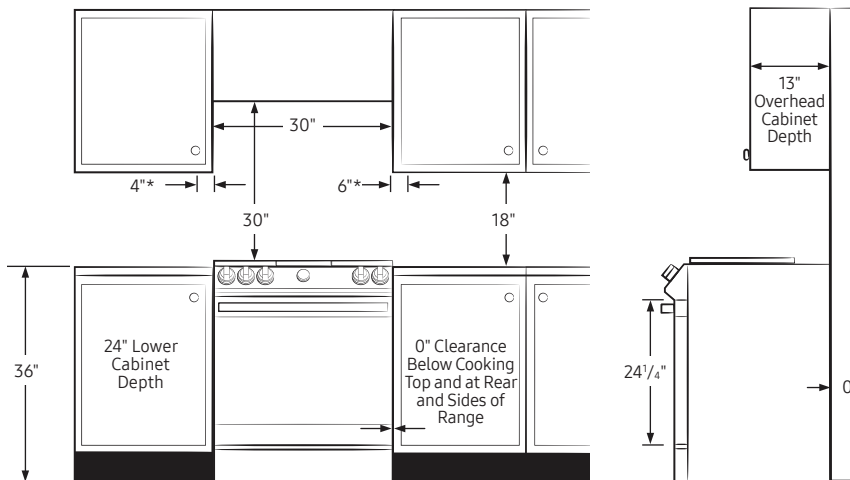
Samsung Flex Duo™ Front Control Slide-in Gas Range with Smart Dial & Air Fry

Installing Your Range



A: Cabinet opening 30"

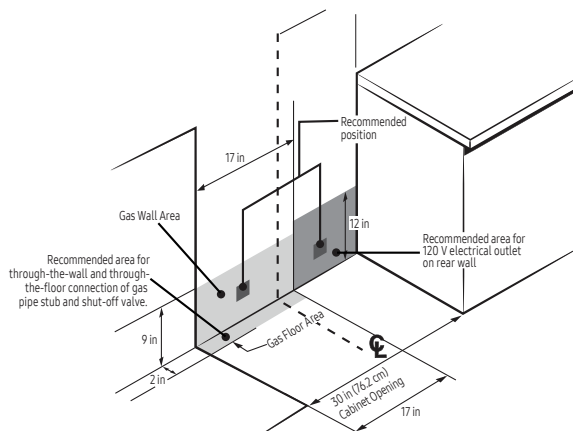
IMPORTANT: If your cabinets are over 37" high, you must install this range on a hard, heat-resistant support that raises the surface of the range so that it is about even with the countertop.



*Side clearance above cooking surface to any objects, i.e., wall.

IMPORTANT: Consult with Installation Manual for detailed instructions before installing. All ranges must be installed with the Anti-Tip device that is included.

Recommended Locations for Gas Piping and Electrical Outlets



Power Source

120V/60Hz/20A

Total Power (BTU)

63,500 BTU

Black Enamel 5-Burner Cooktop

- Right Front: 23K BTU Dual Ring, Brass
- Left Front: 16K BTU
- Right Rear: 5K BTU
- Left Rear: 9.5K BTU
- Center (Oval): 10K BTU

Oven

- Upper Capacity: 3.4 cu. ft.
- Lower Capacity: 2.5 cu. ft.
- Convection Element/Heater
- Convection Bake
- Convection Roast
- Bake
- Variable Broil: Low/High
- Air Fry
- Bread Proof
- Dehydrate

Warranty

One (1) Year Parts and Labor

Product Dimensions & Weight (WxHxD)

Actual Oven Dimensions:
24¹³/₁₆" x 21⁵/₈" x 19⁵/₈"

Outside Dimensions:
29¹⁵/₁₆" x 36¹/₄-37" (Adjustable) x 28¹¹/₁₆"

Weight: 220 lbs

Shipping Dimensions & Weight (WxHxD)

Dimensions:
33¹/₁₆" x 41³/₄" x 30⁵/₁₆"

Weight: 246 lbs

Color

Fingerprint Resistant
Stainless Steel

Model

NX60T8751SS

UPC Code

887276409153

Fingerprint Resistant
Black Stainless Steel

NX60T8751SG

887276409146



Actual color may vary. Design, specifications, and color availability are subject to change without notice. Non-metric weights and measurements are approximate.

©2020 Samsung Electronics America, Inc. 85 Challenger Road, Ridgefield Park, NJ 07660. Tel: 800-SAMSUNG. samsung.com. Samsung is a registered trademark of Samsung Electronics Co. Ltd.

ME21M706BAS

SAMSUNG

Samsung Over-the-Range Microwave

2.1 cu. ft. Capacity



Signature Features

Precise Glass Touch Controls

- Glass touch provides precise controls with a seamless, integrated design.

Sensor Cook

- Automatically adjusts cooking time for optimal results.

Fingerprint Resistant

- Special coated exterior ensures your microwave remains spotless even with daily use.

Available Colors



Stainless Steel (shown)



Black Stainless Steel



Precise Glass Touch Controls



Sensor Cook

Features

- Extra-Large 2.1 cu. ft. Capacity
- 1000 Watts Cooking Power
- 400 CFM Ventilation System
- Ceramic Enamel Interior
- Recessed Handle
- LED Cooktop Lighting
- Simple Clean Filter
- Charcoal/Grease Vent Filter
- 10 Power Levels

- Two-Stage Programmable Cooking
- Smart & 1 Pound Defrost
- Auto Cook
- Chrome Rack
- LED Display

Convenience

- Kitchen Timer
- Clock (12 hr/24 hr) with Daylight Saving Time Adjustment
- Child Safety Lock
- Reminder End Signal
- Cooktop Lighting (LED): High/Low/Off
- Vent Fan Control: On/Off/Delay Off
- Sound On/Off
- Eco Mode (Reduces Standby Power)

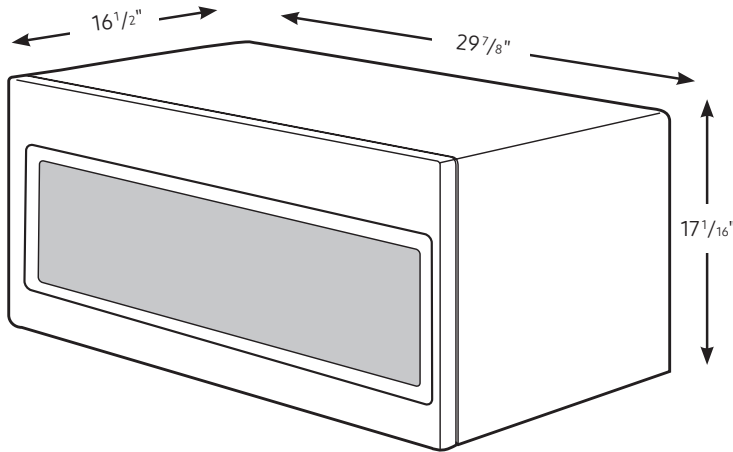
ME21M706BAS/G

Samsung Over-the-Range Microwave

2.1 cu. ft. Capacity


SAMSUNG

Dimensions



Installing your Microwave

- This microwave oven is designed for adaptation to the following three types of ventilation:
 - A. Outside Top Exhaust (Vertical Duct)
 - B. Recirculating (Non-Vented Ductless)
 - C. Outside Back Exhaust (Horizontal Duct)
- The space between the cabinets must be 30" wide and free of obstructions.
- This microwave oven is for installation over ranges up to 36" wide.
- The microwave must be level. Use a level to make sure the cabinet bottom is level. If the cabinets have a front overhang only, with no back or side frame, install the mounting plate down the same distance as the front overhang depth. This will keep the microwave level.



Specifications

- Oven Cavity: 2.1 cu. ft.
- Power Output: 1000W
- Power Consumption: 1700W/14.5 A
- Power Source: 120V / 60 Hz
- Control Method: Digital (Glass Touch)
- Display: LED (Ice Blue)
- Cooking Control: 10 Power Levels Including Defrost
- Cooking Timer: Digital, up to 99 Minutes, 99 Seconds
- Microwave Distribution System: Rotating Turntable + Stirrer
- Glass Turntable Diameter: 14 3/16"
- Chrome Rack (1)
- Vent Fan: 400 CFM
- Vent Fan Control: On/Off/Delay Off
- Cooktop Lighting: High/Low/Off
- Halogen Interior Light

Warranty

One (1) Year All Parts and Labor
Ten (10) Years on Magnetron

Product Dimensions & Weight (WxHxD)

Cavity Dimensions: 22 1/8" x 10 13/16" x 14 1/4"

Outside Net Dimensions: 29 7/8" x 17 1/16" x 16 1/2"

Weight: 59.1 lbs.

Shipping Dimensions & Weight (WxHxD)

Dimensions: 33 3/8" x 20 13/16" x 19 3/8"

Weight: 69.4 lbs.

Color

Stainless Steel
Black Stainless Steel

Model

ME21M706BAS
ME21M706BAG

UPC Code

887276226132
887276226125

FOR EASIER INSTALLATION AND PERSONAL SAFETY, WE RECOMMEND THAT TWO PEOPLE INSTALL THIS MICROWAVE OVEN. IMPORTANT: Do not grip or use handle during installation.

NOTE: If your cabinet is metal, use the nylon grommet around the power cord hole to prevent cutting of the cord.

NOTE: We recommend using filler blocks if the cabinet front hangs below the cabinet bottom shelf.

IMPORTANT: If filler blocks are not used, case damage may occur from over tightening screws.

NOTE: When mounting the microwave oven, thread power cord through hole in bottom of top cabinet. Do not pinch cord or lift oven by pulling cord.


Actual color may vary. Design, specifications, and color availability are subject to change without notice. Non-metric weights and measurements are approximate.

©2017 Samsung Electronics America, Inc. 85 Challenger Road, Ridgefield Park, NJ 07660. Tel: 800-SAMSUNG. samsung.com. Samsung is a registered trademark of Samsung Electronics Co. Ltd.

DW80R9950

SAMSUNG

Samsung Linear Wash 39dBA Dishwasher



Signature Features

Linear Wash System

- AquaBlast™ jets provide corner to corner coverage for superior cleaning.




Whisper Quiet Cleaning


- Less noise and less disturbance with virtually silent wash cycles at 39dBA.

AutoRelease™ Door


- At the end of a cycle, the door automatically opens to circulate air and improve drying performance.

Available Colors

-  Fingerprint Resistant Stainless Steel (shown)
-  Fingerprint Resistant Black Stainless Steel
-  Fingerprint Resistant Tuscan Stainless Steel



Linear Wash System



AutoRelease™ Door

Features

- Flexible 3rd Rack
- Fingerprint Resistant Stainless Finish
- Zone Booster™
- Touch Control
- Quiet Operation: 39 dBA
- Wi-Fi Connectivity
- 7 Wash Cycles
- 8 Options
- Half-Load Cycle
- Express Cycle: 60 Minutes
- One-Touch Adjustable Racking System
- Full Stainless Steel Interior
- 15 Place Settings
- 3 Spray Wash Arms (Upper, Middle, Lower)

Convenience

- LED Time Display
- Control Lock
- Delay Start
- Digital Leak Sensor

Rating

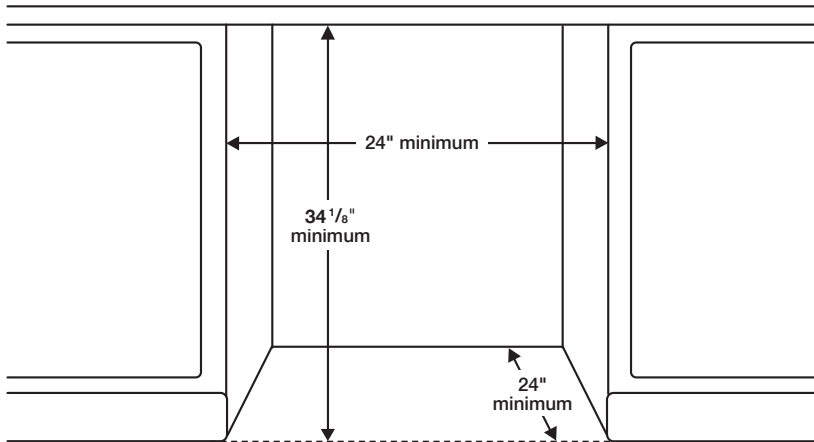
ENERGY STAR®-rated:
239 kWh/yr

DW80R9950

SAMSUNG

Samsung Linear Wash 39dBA Dishwasher

Installation Specifications



Features

- 7 Wash Cycles: Auto, Normal, Heavy, Delicate, Express 60, Rinse Only, Self Clean
- 8 Options: Half-Load Wash (Lower Rack), Zone Booster™ (Left), Speed Booster, Hi-Temp Wash, Sanitize (Anti-bacterial – NSF), Delay Start, Control Lock, Smart Control (Wi-Fi App)
- AutoRelease™ Door
- Hidden Heat Element
- Stainless Steel Interior Tub

Convenience

- Control Lock
- Digital Water Leakage Sensor
- Flexible Third Rack
- One-Touch Adjustable Racking System
- Silverware Basket
- Upper Rack: Foldable Cup Shelves, 2 Adjustable Tines
- Lower Rack: Fold-Down Tines

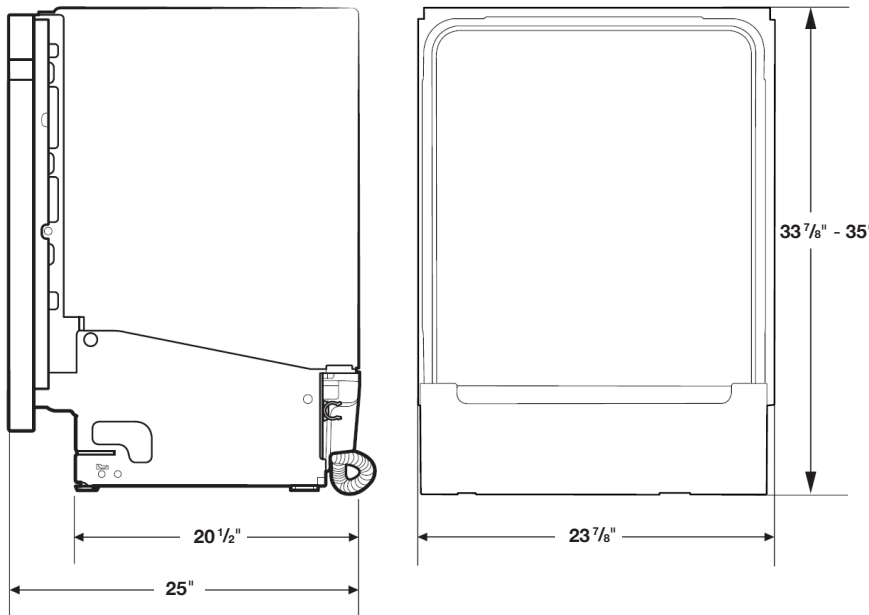
Warranty

One (1) Year All Parts and Labor
Five (5) Year Limited on Printed Circuit Board and Interior Nylon Racks

Dimensions

Side View

Rear View



Product Dimensions & Weight (WxHxD)

Dimensions (height is adjustable):

23⁷/₈" x 33⁷/₈" – 35" x 25"

Weight: 95 lbs

Shipping Dimensions & Weight (WxHxD)

Dimensions:

26" x 34³/₄" x 29³/₄"

Weight: 101 lbs

Color	Model #	UPC Code
Fingerprint Resistant Stainless Steel	DW80R9950US	887276296647
Fingerprint Resistant Black Stainless Steel	DW80R9950UG	887276296623
Fingerprint Resistant Tuscan Stainless Steel	DW80R9950UT	887276320137